









FORMAT FOR PARTICULARS OF STAFF TO BE SUBMITTED TO THE NCTE
PARTICULARS OF TEACHING STAFF


Name and address of the Institution : **Tagore College of Education, Barwa**

| Sr.No. | Name with Date of Birth Age | Attested photograph of the appointed staff | Whether SC/ST/OBC/Other Category | Designation | B.Ed. Yes/No ----- If yes,% age of Marks | M.Ed. Yes/No ----- If yes,% age of Marks | M.A. (Education) Yes/No. ----- If yes,% age of Marks | Master's Degree in school subject Yes/No ----- If yes,% age of Marks | Subject of Teaching | Ph.D.(Education/specify the subject) Yes/No | Passed UGCNET of equivalent Yes/No | Teaching Experience in Years | Teaching Experience in Recognized School/B.Ed. College (Enclose experience certificate from the Principal |
|--------|-----------------------------|--|----------------------------------|-------------|--|--|--|--|---------------------|---|------------------------------------|------------------------------|---|
| 1 | 2 | 3 | 4 | 5 | 6 | 7 | 8 | 9 | 10 | 11 | 12 | 13 | 14 |









| | | | | | | | | | | | | | |
|-----|----------------------------------|---|------|-----------|--------|---------------|--|----------------------|-----------|-----------------------|--|---|---|
| 1 | DETAILS OF TEACHING STAFF | | | | | | | | | | | | |
| (A) | PRINCIPAL/HOD | | | | | | | | | | | | |
| 1 | Dr.Neena Chawla |  | GEN. | PRINCIPAL | 62.60% | Yes 66.66% | | Yes Zoology 68.3% | Education | 2011 Yes Education | | 10/2/2020 8 Years 5 months 8 days | 6 Years in B.Ed. College as a Principal |

LECTURES /TEACHING STAFF (AS PER NCTE NORMS)

| | | | | | | | | | | | | | |
|---|--------------------------|---|------|-----------------|--------|---------------|--|---------------------------|-------------------|--------------------------|-------------|--|------------------------------|
| 2 | Dr.Amir Singh |  | GEN. | Asst. Professor | 67.10% | Yes 56.85% | | Economics 58.44% | Social Science | 2014 Yes Education | | | |
| 3 | Mr.Subodh Kumar |  | GEN. | Asst. Professor | 71.00% | Yes 64.83% | | Economics 58.44% | Social Science | | 2017 Yes | | |
| 4 | Ms. Suman Kumari |  | GEN. | Asst. Professor | 65.50% | Yes 60.4% | | English 55% | English | | Yes | | 1 Year in School |
| 5 | Ms. Deepika |  | SC | Asst. Professor | 58.90% | Yes 68.6% | | M.A. Psychology (P) | Education | | | | 2 years in school |
| 6 | Mr.Rovin Kumar |  | GEN. | Asst. Professor | 75.50% | Yes 55.16% | | Hindi 61% | Hindi | | Yes | | 8 Years in degree College |
| 7 | Mr. Sunil Kumar Raghav |  | GEN. | Asst. Professor | 72.60% | 67.54% | | 60.5 | English | | Yes | | |
| 8 | Mr. Pooran Singh Vaishya |  | GEN. | Asst. Professor | 71.75% | 65.00% | | 58.55 | Education | | Yes | | |

| | | | | | | | | | | | | | |
|---|----------|---|------|-----------------|--------|--------|--|-------|-----------|--|-----|--|--|
| 9 | Mr. Atal |  | GEN. | Asst. Professor | 64.80% | 60.42% | | 60.83 | Education | | Yes | | |
|---|----------|---|------|-----------------|--------|--------|--|-------|-----------|--|-----|--|--|

LECTURES /TEACHING STAFF (Contractual)

| | | | | | | | | | | | | | |
|----|----------------------|---|------|-----------------|--------|--------|--------|--------|-----------|-----|-----|--|--|
| 10 | Dr. Sunita Devi |  | GEN. | Asst. Professor | 66.50% | 61.87% | - | 55.70% | English | Yes | No | | |
| 11 | Ms. Reena Kumari |  | SC | Asst. Professor | 67.00% | 69.00% | - | 60.00% | Education | - | Yes | | |
| 12 | Mrs. Rajini |  | GEN. | Asst. Professor | 63.10% | 56.60% | - | 55.30% | Economics | - | Yes | | |
| 13 | Dr. Sangeeta |  | GEN. | Asst. Professor | 55.80% | - | 60.19% | 68.62% | Hindi | Yes | No | | |
| 14 | Ms.Sanya |  | GEN. | Asst. Professor | 74.97% | 73.50% | - | 76.00% | Phy. Sci | NO | Yes | | |
| 15 | Mr. Ganesh Keshrwani |  | GEN. | Asst. Professor | 73.33% | 65.55% | - | 55.15% | Life Sci. | NO | Yes | | |
| 16 | Mr. Dalip Kumar |  | GEN. | Asst. Professor | 65.60% | 70.15% | - | 55.90% | Commerce | NO | Yes | | |
| 17 | Mr. Ajit Kumar Verma |  | GEN. | Asst. Professor | 73.20% | 70.83% | - | 60.18% | Economics | NO | Yes | | |